


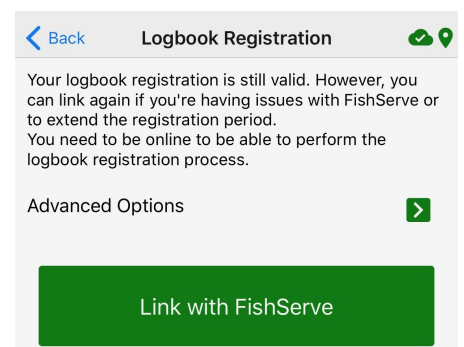
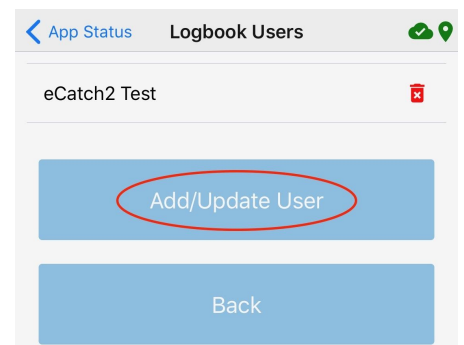
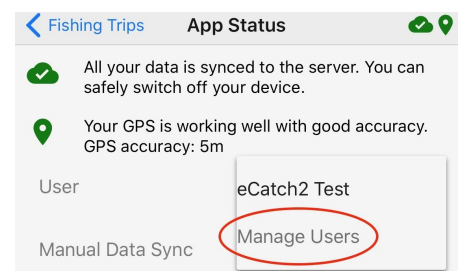
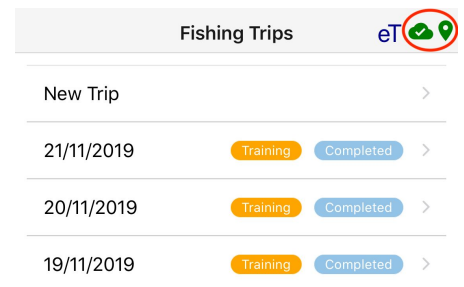
Electronic Catch Reporting with eCatch

Re-Registering Logbook with FishServe

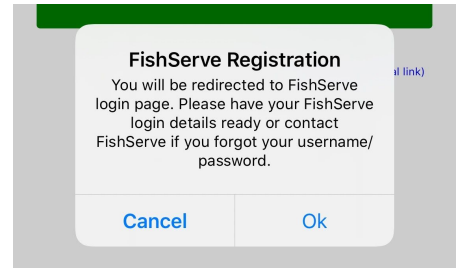


Every 6-months FishServe requires that each user re-registers their electronic Logbook. As the time comes due the eCatch App will give you warning of this and will offer the 'Link with FishServe' button again. If you miss this and need to do it manually, here's the process:

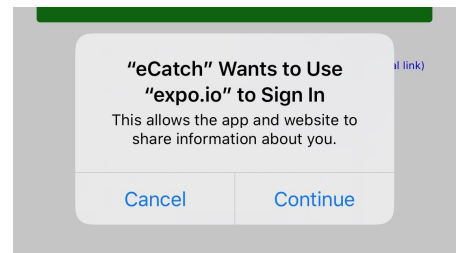
1. Open the [eCatch](#) App on your phone or tablet. 
2. On the [Fishing Trips](#) page tap on the icons in the top right-hand corner of the screen.
3. On the [App Status](#) page, next to [User](#), tap on your name and select [Manage Users](#).
4. On the [Logbook Users](#) page tap the [Add/Update User](#) button.
5. On the [Logbook Registration](#) page tap the [Link with FishServe](#) button.




6. On the FishServe Registration dialog tap Ok.



7. On the eCatch Wants to Use "expo.io" dialog tap Continue.



8. Enter your FishServe Username and Password and tap Login.



9. If your device is used by multiple people enter a PIN, or tap Don't Use PIN.

